

# THE EXTERIOR SOLUTION FOR Color.



## QUEST® PROFILE AND COLOR KEY

Due to printing limitations, colors may not be exactly as shown. Refer to actual sample and color chips for best match.

**D4** D4"

**D4<sup>L</sup>** D4" LONG-16' 8"

**D4<sup>SL</sup>** D4" SUPER LONG-25' 6"

**DL** D4-1/2" DL

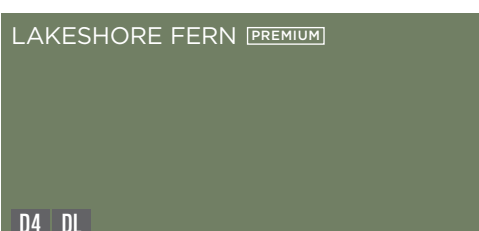
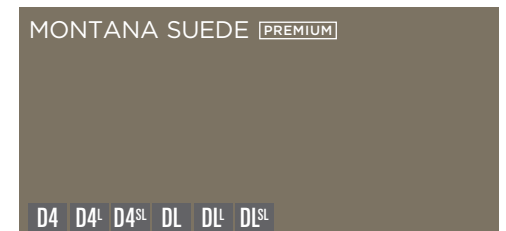

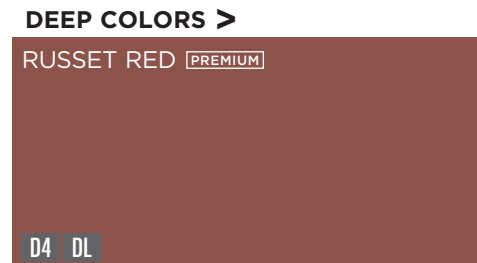


**DL<sup>L</sup>** D4-1/2" DL LONG-16' 8"

**DL<sup>SL</sup>** D4-1/2" DL SUPER LONG-25' 6"

**D5** D5"

**ALL** ALL PROFILES AND LENGTHS

### CEDAR COLORS >



**DEEP COLORS (CONTINUED) >**

AUTUMN HARVEST PREMIUM

**NEW**

D4 D4<sup>L</sup> D4<sup>SL</sup> DL DL<sup>L</sup> DL<sup>SL</sup>

CORN SILK PREMIUM

**NEW**

ALL

**CLASSIC COLORS >**

HARBOR GREY

ALL

EVEREST

ALL

SCOTTISH THISTLE

ALL

PEBBLESTONE CLAY

ALL

**LIGHT COLORS >**

VICTORIAN GREY

ALL

TUSCAN OLIVE

ALL

WICKER

ALL

SANDTONE

ALL

SAGE

ALL

DESERT SAND

ALL

SILVER GREY

ALL

ALMOND

ALL

CLASSIC CREAM

ALL

LINEN

ALL

CAMEO

ALL

COLONIAL YELLOW

D4 D5 DL

WHITE

ALL



**Explore the possibilities.**  
With our visualizer tool, you can apply different combinations of colors and products to see how they look. Bring your vision to life at [mastic.com/getstarted](http://mastic.com/getstarted).