

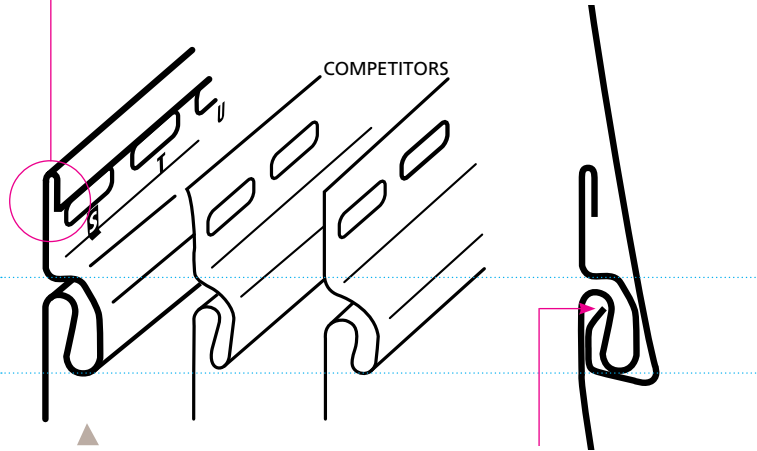
FEATURES

7 Product Styles, 24 Colors and 2 Finishes

RigidForm™ Technology

RigidForm 200 (rolled-over nail hem) technology stiffens siding for a straighter-on-the-wall appearance and has been tested* to withstand wind load pressures up to 200 mph.

* Wind load rating per VSI wind speed calculation guidelines.



DuraLock® features an oversized rigid tear-drop shape which is substantially larger than many competitors' locks, providing secure installation.

The angular locking leg creates a secure, snap-fit installation, allowing for necessary expansion and contraction.

- | | | | |
|--|---|--|---|
| Triple 3"
Brushed
Clapboard in
desert tan | Double 4"
Woodgrain
Clapboard in
cypress | Double 5"
Woodgrain
Clapboard in
silver ash | Double 4"
Woodgrain
Dutchlap in
snow |
|--|---|--|---|



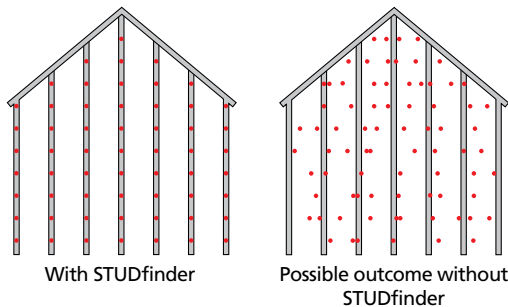
The STUDfinder™ Installation System

STUDfinder combines precisely spaced nail slots with indicator letters, designed for accurate and secure installation.




STUDfinder for Accuracy

- Nail slots align with 16" on-center standards for stud spacing.
- Indicator letters help:
 - Determine location of studs
 - Ensure nails are positioned correctly
 - Ensure correct number of nails are used




STUDfinder for Security and Performance

- Nailing to studs provides a strong and secure connection.
- Protects against blow offs from under nailing.
- Protects against buckling from over nailing.
- Helps avoid nailing into hazardous items between studs like plumbing or wiring.



STUDfinder... because beauty and performance start with a quality installation.



Double 5" Woodgrain Dutchlap in natural clay
 Single 8" Woodgrain Clapboard in colonial white
 Single 6-1/2" Brushed Beaded in oxford blue



FAST FACTS	
LOW GLOSS COLORS	Up to 24 Low-Gloss Colors with Coordinating Trim Colors
STYLES AND FINISHES	Double 4" Woodgrain Clapboard Triple 3" Brushed Clapboard Double 5" Woodgrain Clapboard Double 4" Woodgrain Dutchlap Double 5" Woodgrain Dutchlap Single 8" Woodgrain Clapboard Single 6-1/2" Brushed Beaded
THICKNESS	.042" Nominal
NAIL HEM AND LOCK	STUDfinder™ Installation System RigidForm™ 200 Nail Hem Technology and DuraLock® Post-Formed Lock
PANEL PROJECTION	9/16"
FIRE RATING	Class 1(A)
WARRANTY	Lifetime Limited with PermaColor™ Lifetime Fade Protection



Color performance, impact resistance and durability are assured through our exclusive PermaColor™ System, a blend of our own Certavin™ resin, superior micro-ingredients and state-of-the-art pigment chemistry.



Start exploring preset color combinations and create your own custom exterior with on-line, interactive tools, designed to help you "Visualize Your Home".
Start now at certainteed.com/colortools



NOTE: Colors throughout this brochure are simulated. Consult product samples before making final selection.

* DELUXE COLOR

	Double 4" Clapboard (woodgrain)	Triple 3" Clapboard (brushed)	Double 5" Clapboard (woodgrain)	Double 4" Dutchlap (woodgrain)	Double 5" Dutchlap (woodgrain)	Single 6-1/2" Beaded (brushed)	Single 8" Clapboard (woodgrain)
Autumn Red*	●	●	●	●	●	●	●
Hearthstone*	●	●	●	●	●	●	●
Suede	●	●	●	●	●	●	●
Spruce*	●	●	●	●	●	●	●
Forest*	●	●	●	●	●	●	●
Flagstone*	●	●	●	●	●	●	●
Charcoal Gray*	●	●	●	●	●	●	●
Granite Gray	●	●	●	●	●	●	●
Sterling Gray	●	●	●	●	●	●	●
Oxford Blue	●	●	●	●	●	●	●
Seagrass	●	●	●	●	●	●	●
Cypress	●	●	●	●	●	●	●
Silver Ash	●	●	●	●	●	●	●
Sandstone Beige	●	●	●	●	●	●	●
Desert Tan	●	●	●	●	●	●	●
Natural Clay	●	●	●	●	●	●	●
Savannah Wicker	●	●	●	●	●	●	●
Light Maple	●	●	●	●	●	●	●
Buckskin	●	●	●	●	●	●	●
Sandpiper	●	●	●	●	●	●	●
Heritage Cream	●	●	●	●	●	●	●
Autumn Yellow	●	●	●	●	●	●	●
Snow	●	●	●	●	●	●	●
Colonial White	●	●	●	●	●	●	●